

TITAN

SERIES



TABLE OF CONTENTS

	Page No.
Parts List	2
Assembly Instructions	3
Safety and Precautions	5
Warranty	6

Please read this entire manual before assembling base.

Thank you for purchasing Shademaker's Titan Base. Please remove all contents from packaging, inspect and review parts list.

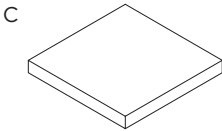
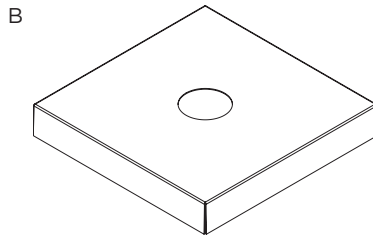
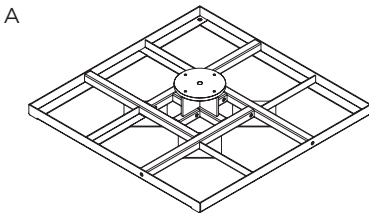
Some parts may be included in the Styrofoam packaging. Do not discard any packaging or box until assembly is complete.

PARTS LIST

A - (1) Galvanized Steel Base Frame

B - (1) Aluminum Base Lid

C - (up to 32) 12" x 12" x 1.5" Paver Weights (*sold separately*)



ASSEMBLY INSTRUCTIONS

IMPORTANT:

Prior to assembly it is important to decide on the location of the umbrella.

- Allow ample height to avoid damage to your umbrella during assembly and usage.
- Choose a location that is level and sturdy.
- Avoid any sloping or soft ground.
- Consider a location that will maximize the umbrella's 360° rotating function (if applicable). Placing the umbrella between two entertaining areas is ideal.

CAUTION:

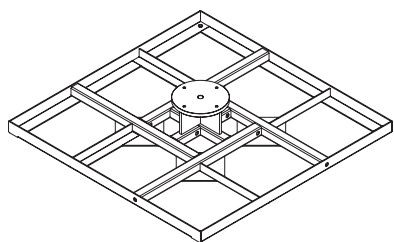
- Moving base fully assembled will increase the risk of damage to your umbrella, base and/or can cause serious injury. We recommend a two-person team for assembly and disassembly.

NOTE:

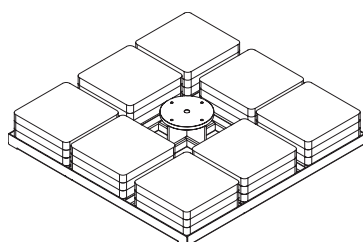
- Using base without paver weights will damage your umbrella and may cause personal injury and property damage (weights not included).
- Base holds up to (32) 12" x 12" x 1.5" paver weights. Please see Base Weight Matrix at www.shademakerusa.com for minimum base weight to determine number of pavers needed to support.

Assemble

- Select area to set steel base frame and place in desired location (Fig. 1).
 - Add (32) 12" x 12" x 1.5" paver weights (sold separately) into base frame (Fig. 2).
- NOTE:** If the umbrella's minimum base weight does not require 32 pavers, it is imperative to distribute weight evenly.



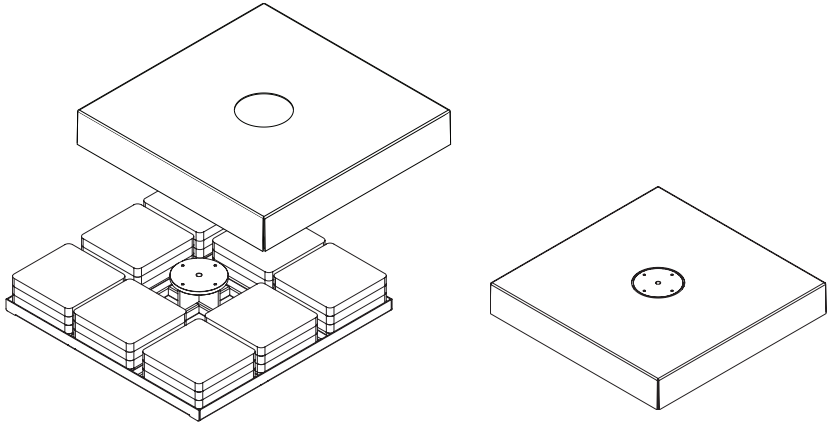
(Fig. 1)



(Fig. 2)

- Carefully place base lid onto base frame (Fig. 3).

You are now ready to install your umbrella's internal mast stem onto base. Please refer to your umbrella instruction manual for further instructions.



(Fig. 3)

SAFETY AND PRECAUTIONS

- To reduce risk of personal injury in which a person is injured or harmed, and/or damage to personal property, read and follow the Owner's Manual prior to assembling and operating umbrella and base.
- Close and store the umbrella in windy conditions or when a storm approaches. Never allow the umbrella to flap in the wind; this could cause personal injury, damage to personal property, damage to umbrella and/or umbrella canopy. Do not use tilting function during windy conditions.
- Keep umbrella secured to umbrella base or mount kit at all times.
- Do not leave open umbrella unattended. If damage occurs, this is not covered by the warranty.
- When adjusting the umbrella, make sure that no person(s), item(s) or personal property are close to the umbrella. This is important to prevent injury or material damage.
- Do not allow children to play on or with umbrella or umbrella base.
- When adjusting or assembling the umbrella or umbrella base, make sure fingers, toes or any other parts of the body are clear from moving parts. Failing to do so may result in serious injury.
- Sufficient base weight must be used to secure umbrellas at all times. Please see base weight matrix at www.shademakerusa.com for required minimum weight for free-standing applications.

WARRANTY

Shademaker manufactures all its shade styles from the finest aluminum alloys to ensure the strength, durability, and integrity of each and every style. We pride ourselves as a totally vertical operation. This means that we manufacture and produce over 90% of the components used in our products from the raw state. We can monitor every stage of the manufacturing process and maintain a consistent level of quality. Our only business and focus is shade and shade type products. Our goal is that each and every Shademaker style will exceed your expectations at a competitive price that will make you smile.

Replacement parts can be ordered under warranty at no charge, if found that the damage is a manufacture defect.

Upon receipt, please check to ensure you have received all of the parts.

10 Year Limited Warranty

- Galvanized frame

5 Year Limited Warranty

- Powder coat finish
- Base lid

What Is NOT Covered: Failure caused by unreasonable or abusive use, or failure caused by neglect of reasonable and necessary care, and any modification to product are not covered by this warranty.

This warranty covers return freight of any warranted product only for the first year. This warranty gives you specific legal rights and you may have other rights which vary from state to state. If the powder coat finish flakes, bubbles, peels or loses color; Shademaker will re-finish or replace the defective bases at its discretion.

Closeout and promotional items sold by the dealer as is are not covered by this warranty. Labor charges are not covered under this limited warranty. Normal wear and tear is not covered under this limited warranty.

Caution: Seaside and indoor pool use, salt & chlorides can accumulate on the powder coat finish, leading to finish failure. Failure or neglect to make needed cleanings may cause paint to blister, and such failure will void limited warranty.

Irregularities in Production Process: The possibility of “Irregularities” in the product surface may occur during the production process. However, these irregularities do not reduce the quality of the product. Shademaker monitors every stage of production to ensure a clean and consistent appearance on every part.

Rust: Rust is a natural part of the aging process of all steel based materials and is therefore NOT considered a defect. Steel plate bases are designed to require minimum maintenance. Bases should be kept clean. Do not let dirt build up on the bases. Never leave bases standing in water. To keep your bases looking their best, you may wish to store them when not in use for an extended period of time.

International Returns: If an item is found to be under warranty Shademaker shall only be responsible for ground shipping charges to the location of the product within the continental United States and Canada. Any duties, express, international or special shipping charges are at the expense of the retail dealer or consumer.

IMPORTANT RESTRICTION FOR PRODUCTS WARRANTY SERVICE:

Shademaker restricts warranty service for products to the country where Shademaker or its authorized retail dealers originally sold the product. It is our policy to continuously improve designs, materials and manufacturing methods in order to provide you with the finest products. Therefore, variations in specifications, materials, prices, styles and finishes may be made without notice.

THE SELLER DISCLAIMS ANY IMPLIED WARRANTY OF MERCHANTABILITY.

Those filing warranty claims outside 1 year or warranty, will be responsible for all shipping, handling, and freight charges on all claims to Shademaker in Baldwin Park, CA. All warranty claims must be submitted with the original proof of purchase, date of purchase, name of dealer, and the description of the damage. The Shademaker warranty is not transferable. Shademaker reserves the right to repair, replace, and/or redesign any product that is returned under a warranty claim.



13401 Brooks Drive
Baldwin Park, CA 91706
p 626.338.8810
f 626.338.8816
info@shademakerusa.com

shademaker.com

©2022 Shademaker. All rights reserved.

SMOM-BTG850-122722